









Regulatory Road Signs

Control Road signs

[Control signs](#) / [Command](#) / [Prohibition signs](#) / [Warning](#) / [Hazard](#) / [Reservation Signs](#) / [Comprehensive](#) / [De-restriction](#) / [Secondary](#) / [Road traffic information](#) / [Temporary](#) / [Diagrammatic](#) / [Road marking](#)

Control signs	Meaning
	Stop sign
	4 Way stop sign
	
	Stop and go sign
	
	Yield sign
	Yield to pedestrians sign
	Yield at traffic circle sign



One-Way Roadway Sign, Left



One-Way Roadway sign



Pedestrian Priority Sign



No entry sign



One-Way Roadway Sign, Right

Command Road Signs

Command Signs	Meaning
	Minimum Speed
	Vehicles Exceeding Mass Only
	Keep Left
	Keep Right
	Proceed Left Only
	Proceed Right Only
	Proceed Straight Only



Turn Left Only



Turn Right Only



Pedestrians Only



Pedal Cycles Only



Pedal Cycles and Pedestrians Only



Pedal Cycles and Pedestrians Only



Motor Cycles Only



Motor Cars Only



Taxis Only



Mini Buses Only



Midi Buses Only



Buses Only



Delivery Vehicles Only



Goods Vehicles Only



Goods Vehicles Over Indicated GVM Only



Construction Vehicles Only



Vehicles Conveying Dangerous Goods Only



Abnormal Vehicles Only



Rickshaws Only



Pay Toll Sign



Switch Headlights On Sign



Buses and Mini Buses Only



Buses, Midi Buses, and Mini Buses Only



Roundabout Sign



Tour Buses Only



Agricultural Vehicles Only



Animal-Drawn Vehicles Only

Prohibition Road Signs

Prohibition Signs	Meaning
	Speed Limit Sign
	Mass Limit
	Axle Mass Load Limit
	Height Limit
	Length Limit
	Excessive Noise
	Hitch-Hiking Prohibited
	Unauthorised Vehicles Prohibited
	Left Turn Prohibited
	Right Turn Prohibited



Left Turn Ahead Prohibited



Right Turn Ahead Prohibited



U-Turn Prohibited



Overtaking Prohibited



Overtaking by Goods Vehicle Prohibited



Parking Prohibited



Pedestrians Prohibited



Pedal Cycles Prohibited



Motor Cycles Prohibited



Pedal Cycles and Pedestrians Prohibited



Stopping Prohibited



Motor Cars Prohibited



Taxis Prohibited



Mini Buses Prohibited



Buses Prohibited



Goods Vehicles Prohibited



Delivery Vehicles Prohibited



Goods Vehicles Over Indicated
GVM Prohibited



Construction Vehicles Prohibited



Vehicles Conveying Dangerous
Goods Prohibited



Abnormal Vehicles Prohibited



Rickshaws Prohibited



Tour Buses Prohibited



Agricultural Vehicles Prohibited



Animal-Drawn Vehicles Prohibited



Horses and Riders Prohibited



Width Limit Sign Towed Vehicles Prohibited



Towed Vehicles Prohibited



Hawkers Prohibited

Road Warning Signs

Warning Signs **Meaning**



Crossroad Sign



Priority Crossroad Sign



Secondary Crossroad Sign



T-Junction Sign



Skew T-Junction Sign



Skew T-Junction Sign



Side Road Junction Ahead Left



Side Road Junction Ahead Right



Staggered Junction Ahead First Right Sign



Staggered Junction Ahead Left Sign



Sharp Junction Ahead, to Left Sign



Sharp Junction Ahead, from Left Sign



Sharp Junction Ahead, to Right Sign



Sharp Junction Ahead, from Right Sign



End of Dual Roadway, Left



End of Dual Roadway, Right



Y Junction Sign



Traffic Circle Sign



Gentle Curve To Right Sign



Gentle Curve To Left Sign



Sharp Curve To Right Sign



Sharp Curve To Left Sign



Hairpin Bend To Right Sign



Hairpin Bend To Left Sign



Winding Road Ahead, First Right



Winding Road Ahead, First Left



Combined Curves Ahead, First Right Sign



Combined Curves Ahead, First Left Sign



Two-Way Traffic Sign



Two-Way Traffic Crossroad Sign



Right Lane Ends Sign



Left Lane Ends Sign



Concealed Driveway Ahead, Right Sign



Concealed Driveway Ahead, Left Sign



Concealed Driveway Ahead, Left & Right Sign



Traffic signal Ahead Sign



Traffic Control Stop Ahead Sign



Traffic Control Yield Ahead Sign



Pedestrian Crossing Sign



Pedestrians Sign



Children Sign



Cyclists Sign



Farm Animals Sign



Domestic animals, Horses Ahead Sign



Domestic animals, Cattle Ahead Sign



Wild Animals Ahead Sign



Gate Sign



Motor Gate Sign, To The Right



Motor Gate Sign, To The Left



Motor Gate Sign, In The Middle



Railway Crossing Ahead



Tunnel Ahead



Height Restriction Ahead



Length Restriction Ahead



Steep Descent Ahead



Steep Ascent Ahead



Slow Moving Heavy Vehicles Ahead



Gravel Road Begins Ahead



Narrow Bridge Ahead



One Vehicle Width Structure Ahead



Road Narrows From Both Sides Ahead



Road Narrows From The Right Side Ahead



Road Narrows From The Left Side Ahead



Uneven Roadway Ahead



Speed Bumps Ahead



Slippery Road Ahead



Falling Rocks Ahead



General Warning Sign



Emergency Flashing Light Sign



Jetty Edge or River Bank Sign



Crosswinds Ahead



Drift Ahead



Low Flying Aircraft Sign



Agricultural Vehicle Sign



Reduced Visibility Sign



Congestion Sign



Width Restriction Sign















Electrical Shock Sign



Gravel Road Ends Sign

Hazard Signs

Hazard Signs	Meaning
	Danger Plate Sign, Left
	Danger Plate Sign, Right
	Railway Crossing Sign
	Sharp Curve Chevron Right Sign
	Sharp Curve Chevron Left Sign
	Triple Sharp Curve Chevron, Right Sign
	Triple Sharp Curve Chevron, Left Sign
	Dead End or Road
	T-Junction Chevron Sign
	Gore Plate Sign
	Overhead Danger Plate Sign
	Gore Chevron Sign

Road Reservation Signs

Reservation Signs	Meaning
	Bus Reservation Sign
	Bus Parking Reservation Sign
	Bus Lane Reservation
	Bus Lane Reservation Begins
	Pedal Cycle Parking Reservation
	Parking Reservation Sign



Limited Parking Reservation Sign



Motor Cycle Reservation Sign



Motor Cycle Parking Reservation



Motor Car Reservation Sign



Motor Car Parking Reservation



Taxi Parking Reservation



Mini Bus Parking Reservation



Delivery Vehicle Parking Reservation



Goods Vehicle Parking Reservation



Goods Vehicle over GVM Parking
Reservation



Construction Vehicle Parking
Reservation



Vehicle Conveying Dangerous
Goods Reservation Sign



Abnormal Vehicle Reservation Sign



Tour Bus Reservation Sign



Tour Bus Parking Reservation



Disabled Persons Vehicle
Reservation Sign



Disabled Persons Vehicle Parking
Reservation



Authorised Vehicle Reservation
Sign



Bus Stop Reservation Sign



Bus and Mini Bus Reservation Sign



Bus and Mini Bus Parking Reservation

Road Comprehensive Signs

Comprehensive Road Signs

Meaning



Dual-Carriageway Freeway Begins Sign



Single-Carriageway Freeway Begins Sign



Residential Area Sign

Road De-restriction Signs

De-restriction Signs **Meaning**



End of Toll Road



End of Residential Area



End of Dual-Carriage Freeway



End of Mass Limit











Headlights May Be Switched Off




End of Single-Carriage Freeway

Road Secondary Signs

Secondary Signs	Meaning
	Two Periods or Days Time Limit
	Two Periods Time Limit
	Maximum Stay Period During Two Days or One Time Limits
	Maximum Stay Period During One Day Time Limits
	Day Condition Sign
	Night Condition Sign
	Maximum Number of Vehicles
	Distance Limit Sign

Road Traffic Signals

Road Traffic Signals

Road Traffic Signals	Signal	Meaning
	Steady Red Disc Signal	Stop vehicle behind line and wait for green light before proceeding
	Steady Yellow (Amber) Disc	Prepare to stop behind line and wait for green light before proceeding
	Steady Green Disc	You may proceed through junction in any direction, but be ware of restricting road signs and yield right of way where applicable
	Flashing Green	You may proceed in direction displayed
	Steady Red Arrow	You have to stop vehicle behind the line and wait for green light before proceeding
	Steady Green Arrow	Proceed only in direction of the arrow



Steady Red Arrow

You have to stop vehicle behind the line and wait for green light before proceeding



Steady Green Arrow

Proceed only in direction of the arrow



Steady Red Cross

Cars shall not drive in a lane over which a red cross is being displayed











Steady Green Arrow

Cars may drive in a lane over which a green arrow is displayed

Road Guidance and Information Signs

Information Signs

Information Signs	Meaning
	Countdown Sign (100m)
	Countdown Sign (200m)
	Countdown Sign (300m)
	Cul-de-sac Sign Ahead
	Cul-de-sac Sign, On The Right
	Cul-de-sac Sign, On The Left
	Information Centre
	Right of Way Sign
	Multi-Phase Traffic Sign

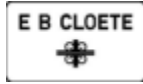
Road Location Signs

Location Signs

Meaning



River Name



Interchange Name



National or Provincial Border











Toll Route Name



Interchange Name

Road Direction Sign Symbols

Direction Sign	Meaning
	Railway Station
	Bus Terminus
	Airport
	Freeway (Class A-1)
	Freeway (Class A-2)
	Power Station
	Industrial Area
	Toll Route



Alternative Route



Mine



Shopping Centre



Library



Bicycle Route



City Centre / Central



Parking

Temporary Road Traffic Signs

Temporary Traffic Signs

Meaning



No Overtaking



Traffic Control Ahead Sign



Scholar Patrol Ahead Sign



Grader Working Sign



Surface Step Sign



Soft Shoulder Sign



Stop/Go Control Ahead Sign



Construction Vehicles Crossing Sign



Accident Ahead Sign



Hazard Marker Sign


Diagrammatic Signs

Diagrammatic
Signs

Meaning



Traffic Movement Affected by
Obstruction



Additional Lane



Lanes Merge




Arrestor Bed

Road Marking

Road Marking

Meaning



Guide Lines



Symbol Road Marking



Lane Line



Yield Sign Ahead



Mandatory Direction Lines



No Crossing



No Overtaking



Edge Line



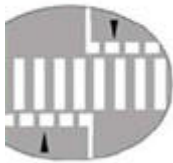
Island Marking




Bus Lane



Yield Line Marking



Block Pedestrian Crossing



Box Junction



Painted Island



Parking Marking

Road Signs & Markings Self Test

To answer the K53 road signs questions, please refer to the Road Signs and Markings Page.

1. What does this warning sign mean...

- A. You can turn to the right
- B. The road is splitting on the right
- C. Another road begins ahead
- D. There is a sharp junction ahead, from the right



2. This is a ...

- A. Stop sign
- B. Yield Sign
- C. No entry sign
- D. Slow down sign



3. This warning sign means ...

- A. The road is slippery
- B. There are strong winds ahead
- C. Be ware of drunk drivers ahead
- D. Be ware the road is wet



4. This warning road sign means ...

A. Beware there road is under construction ahead

B. Beware the road is full of loose stones ahead

C. A gravel roads begins ahead

D. Potholes begin ahead



5. This is a warning sign that says...

A. There's a pedestrian crossing ahead

B. Pedestrians

C. School children crossing the road

D. A marathon is taking place ahead



6. This command signs means

A. Cars Only

B. Taxis Only



7. This is a warning sign that means...

A. Ahead the crossroad is skew

B. There are crossroads ahead

C. Ahead you will find priority crossroads

D. None of the above



8. This sign warns you about...

- A. A secondary crossroad, you must expect to stop or yield
- B. Ahead there is a priority crossroad
- C. Crossroad ahead
- D. Ahead there is a skew crossroad, expect to yield



9. What do these information road signs mean?

- A. A reminder to check whether you are still following the 3 second following distance
- B. In 300m its safe to stop and rest



- C. If you are at a high speed, start slowing down now
- D. Begin to slow down if turning off a freeway

10. This warning sign means that...

- A. You may not drive with a car that's equals to this height
- B. There is a height restriction ahead
- C. No car caring over 4.42kg of load is allowed to pass here
- D. All of the above



11. If you see the road sign with the yellow background, they are...

- A. Warning signs
- B. Temporary signs
- C. Information signs
- D. Reservations signs

12. When you see this prohibition sign it means...

- A. Light cars are allowed to overtake each other, but not trucks
- B. Do not allow other cars to pass you, if you are driving at a lower speed
- C. There is a bridge ahead, with only one car allowed
- D. Overtaking Prohibited



13. When you see this sign, you know that only ... can park here

- A. Mini Taxis
- B. Mini Buses
- C. Light Cars



14. When driving on the road with this marking it means...

- A. Rest your car on this island marking
- B. Pedestrians are not allowed to walk on this island marking
- C. Do not drive on this island marking
- D. For safety drive on the island marking



15. Driving on a road with this marking on, you must...

- A. Overtake only when you are driving on the right hand side
- B. Overtake only when you are driving on the left hand side
- C. Not cross or overtake in this road
- D. None of the above



16. Approaching a stop sign and you see this sign, you must

- A. Be ready to stop and turn right or left
- B. Stop, look out for traffic from the left or right
- C. You have no right of way, turn back
- D. None of the above



17. This space is reserved for ...

- A. Cars transporting disabled people
- B. Rickshaws parking
- C. Disabled persons parking
- D. People driving two door cars only



18. This prohibition sign does not allow you to...

- A. To make noise with your car music
- B. Play music instruments
- C. To hoot because you will disturb the animals
- D. Make excessive noise



19. This sign means

- A. Triple sharp curve chevron, right sign
- B. Danger sign
- C. One way sign
- D. Triple sharp curve chevron, left sign



20. This prohibition sign means...

- A. You can stop anywhere on this road
- B. Stopping Prohibited
- C. Stop only on the left hand side of the road, where you see this sign
- D. A & C



21. This sign indicates...

- A. One-way roadway to the left
- B. One-way roadway to the right
- C. No entry
- D. No entry to the left direction



22. This parking sign indicates that you must only ...

- A. Park here for 60 minutes
- B. Stop for 60 minutes



23. This sign indicates

- A. You may only proceed left only
- B. Try to keep your far left to not destruct traffic
- C. Look out for the left side coming traffic
- D. None of the above



24. What does this sign indicate?

- A. You are approaching a two-way road
- B. The road is closed
- C. T-Junction
- D. All of the above



25. This control sign tells you ...

- A. To treat this intersection as a four way stop sign
- B. This is a dangerous area, do not stop, just go
- C. Slow down, if its safe both roadways, go
- D. Be on the look out for stop and go traffic controllers



26. All the cars that are driving on this road, must be alert of ...

- A. A good swimming place, but cars are not allowed
- B. A quick car wash ahead
- C. A jetty edge or river bank ahead
- D. A drift Ahead



27. This sign means...

A. Cars longer than 15m are permitted to drive here

B. Cars that are longer than 15m are not permitted to drive here

C. All of the above



28. This warns you of ...

A. A winding road ahead, first to the right

B. The slippery road

C. A winding road ahead, first left

D. Combined road curves



29. This is a hazard sign that tells you...

A. The road curves to the right

B. Beware of an obstruction on your right side

C. Turn to the right only

D. None of the above



30. This command sign tells you that...

A. Cars exceeding 10 tons of mass only

B. 10 trucks at a time

C. This road can only carry 10 tons of weight

D. Parking for heavy cars only



31. This sign means...

- A. Entrance for people
- B. Car gate sign, to the left
- C. Beware of a kraal gate



32. This warning sign tells you that.

- A. Rock falls ahead
- B. Be careful of the steep cliff ahead
- C. Blasting site ahead
- D. Road not even ahead



33. This is a ...

- A. Stop sign
- B. Reminder to lower your speed sign
- C. Another sign representing a yield sign
- D. None of the above



34. This sign means...

- A. Mine workers
- B. Beware of people crossing the road
- C. There are roadwork's ahead



35. When you see this sign, you may

A. Avoid the lane because its dangerous



B. You may treat as a yield and stop sign

C. You may drive in this lane

36. This sign means...

A. Hazard plate, please pass on the right side

B. People are at work on this road

C. There is an accident in front, please be patient and drive slowly



D. Road under construction sign

37. This information sign means...

A. A sign representing a yield sign

B. Right of way is yours

C. Switch on your light

D. Beware of danger



38. This cul-de-sac sign means ...

A. There is a dead end road to the left

C. There is a dead end road to the right

D. You can park on the left hand side of the road



39. If you are driving on a road and you see this sign, it means

- A. This is a two lane road
- B. Road narrows from both sides ahead
- C. There is a small curve on both side of the road
- D. The road is approaching a dead end



40. This is a warning sign about...

- A. An uneven road ahead
- B. Waves
- C. An uneven gravel road ahead
- D. A big bumper ahead



41. This warns cars that ...

- A. They will be weighed before continuing
- B. There is a tunnel ahead
- C. Only one car has right of way
- D. None of the above



42. This warning sign means...

- A. Two way road ahead
- B. Beware of a sharp junction ahead, going to the right side
- C. Two way traffic ahead
- D. You have to turn to the right



43. This sign warns you about children and adults crossing ahead. True or False

- A. True
- B. False



44. This sign warns means ...

- A. Be on the look out for trucks
- B. If you don't increase your steep now, you might end up in an accident
- C. Beware of a steep ascent
- D. Slow moving heavy vehicles ahead



45. If you see this sign, you are prohibited to...

- A. Turn to the right
- B. Make a u turn to the right
- C. To turn to the left



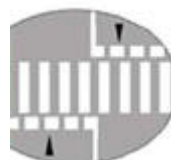
46. This warning sign means ...

- A. Swerve your car to the left then right
- B. The road is slippery on the left and right
- C. Concealed driveway ahead, left and right
- D. Sharp turning curves on the left and right side



47. This road marking means

- A. You may park here
- B. A block Pedestrian Crossing
- C. Do not drive on this island marking



48. When you see this sign it means you are approaching a...

- A. A no flash robot
- B. A dangerous zone
- C. A robot ahead
- D. A traffic circle with a robot



49. This sign means you are prohibited...

- A. To park on this road
- B. To stop on this road



50. This sign prohibits

- A. Vehicles conveying dangerous goods
- B. Vehicles conveying large number of goods
- C. Heavy duty vehicles
- D. Construction vehicles



51. This is a ...

- A. Danger sign
- B. Enter at your own risk sign
- C. No entry sign
- D. Light cars may only enter here sign



52. This road command sign means...

A. You will see this sign on every highway

B. Tourist can be found on this road

C. The road you are using is a toll road



53. This sign warns you of ...

A. A two way traffic ahead

B. A two-way traffic crossroad

C. A dual road ahead



54. A flashing green light means ...

A. Prepare to go

B. Wait for a green steady robot light

C. You may proceed in direction displayed

D. Slow down and prepare to stop



55. When you approach this sign it means

A. For the next 100m you will not come across a highway

B. End of dual-carriage freeway

C. Beginning of a dual-carriage freeway

D. This is freeway is not a dual carriage but a single carriageway



56. These road markings mean...

A. Yield to the road markings

B. You must turn in the direction of the arrows

C. Don't cross over this lines



57. This comprehensive road sign means...

A. Dual-carriageway freeway begins

B. One way road begins

C. Single-carriageway freeway begins

D. Once on this road, there is no turning or reversing



58. This cul-de-sac sign means

A. It tells you that there is a dead end road to the right

B. A special parking slot

C. It tells you that there is a dead end road to the left

D. An entrance to a suburb




59. This sign means ...

A. There is an off ramp on the left side

B. If you want to turn left you can

C. There is an additional lane ahead



60. Steady red arrow means...

A. Stop the car behind the line and wait for a green light before proceeding

C. Proceed if its safe to do so

D. Prepare to stop



61. This sign warns you of

...

A. A hairpin bend

B. A combined curve, first to the left

C. A combined curve first to the right



62. This sign means...

A. Staggered junction ahead left right

B. Up the road the you can turn to the left or right if you wish to

C. A cross traffic sign

D. Beware of on coming traffic first from the left then right



63. This warning sign says ...

A. A two way traffic ends on the left

B. End of dual roadway, left

C. The is a curve from one side of the road



64. This sign means ...

A. Parallel parking only

B. Authorised cars only

C. Pedestrians only

D. Park area only




65. When you see this sign on the road, you know it indicates the ...

- A. Maximum speed limit on that road
- B. Minimum speed limit on that road
- C. Distance at which you have travelled from the town



66. You and the other drivers from the 3 sides are approaching this traffic circle, you may drive on if....

- A. You wait for the coming traffic, and cross only when its safe to do so
- B. You are the first one to stop at the stop line
- C. You treat the traffic circle as a stop sign



67. The yellow box marking on the road means...

- A. If you want to park your car from a long travel, you can rest on this side of the road
- B. You must keep this area clear at all times
- C. Its kept clear if you need to put on a spare wheel
- D. Reserved parking for mini cars



68. This is a warning sign for ...

- A. Speed humps, you must slow down
- B. Be alert there this road is bumpy
- C. Uneven road ahead, drive slowly



69. This warning sign tells you that there's...

A. A tunnel ahead

C. Wait for other cars before you enter into the tunnel

C. Two way road ahead



70. This sign means...

A. One way road

B. You are not allowed to turn left

C. You are not allowed to turn right

